

BRISTOL SALON OF PHOTOGRAPHY
INSTRUCTIONS FOR SUBMITTING YOUR ENTRY

Start

Go to Bristol Photographic Society website (www.bristolphoto.org.uk) and click on the tab named **BRISTOL SALON** – from here you can follow links to the Salon Conditions of Entry, please read these and then go to the on-line Entry Form.

Click the **START** button if this your first entry (this year) to the Bristol Salon.



Bristol Salon of Photography

12.8.2300.1008

Closing Date

Entry for this salon will close at midnight in PagoPago on
Sat, 23 Jan 2021

All entries and payment must be received before the end of the closing date.

Google Translate

If you wish to view this page in a different language, please click on the Google Translate icon above. Please note, however, that the formatting and layout have been designed in English. In other languages they may not always align as designed.

Rules and Definitions

It is important that you adhere to the rules and definitions which apply to the various sections. If you want to see the rules again, click on RULES below - this will open in a different window.

RULES

Contacting The Salon

If you wish to ask a question or contact the salon organisers, please click on the line below to send a message.

CONTACT

Privacy Policy

The organisers will only use your data for purposes associated with running photographic salons.

These entry pages do NOT use cookies.

To read the "Privacy-Notice" required under the General Data Protection Regulations, click on NOTICE below

NOTICE

Browser Display

If the two lines on the left are very different in height, then this page may not be

|| If these two lines are very different in height, read the note on the bottom left of this page.

Important SPAM Notice

You will be receiving emails from salon@bristolphoto.org.uk Please ensure your SPAM filter will **always accept** emails from this address.

First Entry to the 2021 Salon

If this is your first entry to the 2021 Bristol Salon of Photography, please click on the START button below.

START

[START BUTTON](#)

Re-Entry to the 2021 Salon

If you wish to change your entry for the 2021 Bristol Salon of Photography OR your internet connection failed while you were entering, please enter your reference number and then click on the RE-ENTER button below.

Your reference number was shown on the first page of your entry and in the confirmation email which was sent to you when you CONFIRMED your entry to the 2021 Salon.

2021 Reference Number (A21-) (11 characters including hyphens)

Your Password (as created during entry)

RE-ENTER

[RE-ENTER BUTTON](#)

Go to Payment Screen

Click on the PAY NOW button to go the payment screen.

PAY NOW

[PAY NOW BUTTON](#)

View Status of Entries

Click on the STATUS button to view the names and status of entries to this salon.

STATUS

[STATUS BUTTON](#)

This will take you straight to the **ENTRY** page where you can fill in your details.

Entering your details

Closing Date
Entry for this salon will close at midnight in PagoPago on
Sat, 23 Jan 2021
All entries and payment must be received before the end of the closing date.

Input Characters
Entries must be made using **English Alphabet only**. Other characters (such as Chinese, Arabic, etc) will NOT be processed.
The following characters can affect the processing and **MUST NOT** be used in your entry. If you use any of these, your data will be rejected with an error message.
< " ^ > : ; \ { } = tab newline
An email address can only use 0 to 9 a to z A to Z hyphen underscore dot and @

Slow Internet
If you have a slow Internet connection, then you can choose to upload one image at a time. To do this, tick the box below.
 Slow Internet

Google Translate
If you wish to view this page in a different language, please click on the Google Translate icon above. Please note, however, that the formatting and layout have been designed in English. In other languages they may not always align as designed.

Change My Entry
If you need to change your entry after it has been confirmed, you will need to re-enter using your reference number. You will only need to upload images you wish to change.
You will be unable to change your data or images after the closing date.

Salon Rules
Before entering your details or your images, please read the Salon Rules. If you do not follow the rules, your entry may be rejected.

Contacting The Salon
If you wish to ask a question or contact the salon organisers, please click on the line below to send a message.
CONTACT

Privacy Policy
The organisers will only use your data for purposes associated with running photographic salons.

Entry Field

Fields in RED * are required fields and must be entered.

Your Reference Number
A21-854-288
Keep note of this reference. You will need it if you want to Re-Enter and amend your entry or if your internet connection fails.
Your entry will not be recorded until you reach the last page and click on CONFIRM

Email Address *
 (max 50)
Please type carefully - if you make a mistake in your email address we will not be able to contact you.

Create a Password *
 (3 letters or numbers) (at least one letter)

Given Name (Personal) *
 (max 35)

Surname (Family Name) *
 (max 35)

Honours / Distinctions

Address *
 (max 35)

2nd Line (if necessary)
 (max 35)

Town / City *
 (max 35)

State / Province / County
 (max 35)

Post / ZIP code (or N/A) *
 (max 20)

Country / Region *
 (max 15)
Select from the list - Listed in English

Unique ID (XNUM or GEN)
You do not need an XNUM or GEN but it helps ensure your acceptances are credited correctly to you and not someone else with the same name
 (max 15)
XNUM is your personal globally unique id used when reporting your acceptances. If you do not have an XNUM or for further details click xnum.auphoto.org

Is this part of a Group Entry ?
 Group Reference (max 6)
Only enter the Group reference which has been assigned to your group by the salon organisers.

May we pass your data to other photographic salons ?
 If you select YES, then we may pass your name and email to other salons so they can contact you.

Member of Bristol Photographic Society ?
 Membership Reference (max 10)

Member of PSA ?
 Membership Number (max 6)
If you are a member, entering your number will help record any acceptances you get

Re-type your Email Address *
 (max 50)
Please re-type - do not do a copy and paste!

You must select yes to process your data
The following exact words have been included at the explicit insistence of FIAP
"I hereby expressly agree to FIAP document [018/2017 «Conditions and regulations for FIAP Patronage»](#) and FIAP document [017/2017 «Sanctions for breaching FIAP regulations and the red list»](#). I am particularly aware of chapter II «Regulations for International photographic events under FIAP patronage» of FIAP document 018/2017, dealing under Section II.2 and II.3 with the FIAP participation rules, the sanctions for breaching FIAP regulations and the red list."

I have read and agree to abide by the rules of this salon *

SALON RULES **ATTACH IMAGES**

Insert details as appropriate

When you have completed all your details on this page, click the **ATTACH IMAGES** button. This will take you to the part of the form where you attach and upload your images.

Uploading your images

Type in your image titles, **as you would expect to see it in the catalogue** (Do not include the .jpg in your title) Make sure the image title does not contain any of the input characters **< " ^ > : ; { } =**

JPG Filenames

Do NOT use **single quote (')** **apostrophe (')** **hash (#)** or **equals (=)** in your JPG filenames. These characters can cause your internet transmission to fail and crash.

Input Characters

Entries must be made using **English Alphabet only**. Other characters (such as Chinese, Arabic, etc) will NOT be processed.

The following characters can affect the processing and **MUST NOT** be used in your entry. If you use any of these, your data will be rejected with an error message.

< " ^ > : ; { } = tab newline

Your Name and Email

Percy Pig

percy@pigpen.com

In the first page you entered your name and email as shown above. If these are not correct, then please go back to the first page and correct the information.

Google Translate

If you wish to view this page in a different language, please click on the Google Translate icon above. Please note, however, that the formatting and layout have been designed in English. In other languages they may not always align as designed.

Closing Date

Entry for this salon will close at midnight in PagoPago on

Sat, 23 Jan 2021

All entries and payment must be received before the end of the closing date.

Changing Your Data

If you need or want to amend your entry after it has been confirmed, you will need to re-enter using your reference number A21-854-288. You will only need to upload images you wish to change.

You will be unable to change your data or images after the closing date.

Rules and Definitions

It is important that you adhere to the rules and definitions which apply to the various sections. If you want to see the rules again, click on RULES below - this will open in a different window.

IMAGE DIMENSIONS, FILE SIZE and COLOR SPACE

All images must be saved as a JPG file in RGB or greyscale. CMYK will be rejected.

For Projected Images, the recommended color space is sRGB. Other colour spaces will be accepted but may be ignored AND your image may not display as you intended!

Maximum dimensions are 1400 pixels on the horizontal side (WIDE) and 1050 pixels on the vertical side (TALL). Portrait images MUST NOT be taller than 1050 pixels. THE MAXIMUM DIMENSIONS CANNOT BE SWAPPED. Rotating the image 90 degrees will not work. The programs will not rotate it back and will not resize your image.

Small images will be accepted but will NOT be resized.

The maximum file size is 3.00 megabytes. The sum of the image file sizes in each section must be less than 13 megabytes.

PLEASE NOTE: If you submit an image with either dimension greater than these limits, even by one pixel OR if the file size is greater than 3.00 megabytes, you will receive an error message and your complete entry will be rejected.

Please double check your image dimensions, filesize and colour space before starting.

You can add new images. You can change the details (title, etc). You can change the image by attaching a new image. To remove an image, tick the Remove box.

NOTE: If you change an image, the thumbnail for the new image will not be shown until you UPLOAD your entry.

OPEN SECTION (Section 1 of 6)

Skip this section if you are not entering images in the Open Section.

There are no restrictions on content or method in this section. Monochrome and Colour images submitted in this section will be eligible for FIAP, GPU & PSA awards (PSA - only in the PID Color Division) as specified in the Conditions of Entry

Row	Enter Each Image Title (35 characters maximum) If blank, then filename will be used as title	Click the button to attach your JPGs
1	<input type="text" value="The Fire"/>	<input type="button" value="Choose File"/> Z_IMAGE_04.JPG <input type="checkbox"/> Remove
2	<input type="text" value="Venice 1"/>	<input type="button" value="Choose File"/> Z_IMAGE_09.JPG <input type="checkbox"/> Remove
3	<input type="text" value="The Old Cart"/>	<input type="button" value="Choose File"/> Z_IMAGE_20.JPG <input type="checkbox"/> Remove
4	<input type="text" value="Venice 2"/>	<input type="button" value="Choose File"/> Z_IMAGE_24.JPG <input type="checkbox"/> Remove

• Please be patient . . . uploading, processing, file renaming, etc. may take a while depending on the size of your files, speed of your internet connection, etc.

GO BACK

Goback Button

UPLOAD / NEXT

Upload / Next Section Button

Click on the Browse button (Firefox & IE, other internet browsers may be different); navigate to your image files on your PC. Make sure **none** of your file names contain an **apostrophe (')**, **hash (#)** or an **equals sign (=)** as your browser might cause the system to crash.

Slow Internet Speeds

If you are experiencing slow internet speeds, click on the **GO BACK** button to be taken back to the previous page, here you should tick the **Slow Internet** box on the left of the page, this will enable you to upload your images one by one. Once you have ticked the Slow Internet button, click **ATTACH IMAGES**.

< " ^ > : ; \ { } = tab newline

An email address can only use 0 to 9 a to z A to Z hyphen underscore dot and @

Slow Internet

If you have a slow Internet connection, then you can choose to upload one image at a time. To do this, tick the box below.

Slow Internet

Google Translate

If you wish to view this page in a different language, please click on the Google Translate icon above. Please note, however, that the formatting and layout

Given Name (Personal) * (max 35)

Surname (Family Name) * (max 35)

Honours / Distinctions

Address * (max 35)

2nd Line (if necessary) (max 35)

Town / City * (max 35)

State / Province / County (max 35)

Post / ZIP code (or N/A) * (max 20)

Country / Region * (max 15)
Select from the list - Listed in English

Unique ID (XNUM or GEN) (max 15)
You do not need an XNUM or GEN but it helps ensure your acceptances are credited correctly. XNUM is your personal globally unique id used when reporting your acceptances. If you do not have an

When you return to the Upload page you will see that under each Browse button is an **UPLOAD** button, use this for each image after you have browsed to its location.

All entries and payment must be received before the end of the closing date.

Changing Your Data

If you need or want to amend your entry after it has been confirmed, you will need to re-enter using your reference number A21-864-288. You will only need to upload images you wish to change.

You will be unable to change your data or images after the closing date.

Rules and Definitions

It is important that you adhere to the rules and definitions which apply to the various sections. If you want to see the rules again, click on RULES below - this will open in a different window.

RULES

Contacting The Salon

If you wish to ask a question or contact the salon organisers, please click on the line below to send a message.

CONTACT





Privacy Policy

The organisers will only use your data for purposes associated with running photographic salons.

These entry pages do NOT use cookies.

To read the "Privacy-Notice" required under the General Data Protection Regulations, click on NOTICE below

NOTICE

Row	Enter Each Image Title (35 characters maximum) If blank, then filename will be used as title	Click the button to attach your JPGs
1	<input type="text" value="The Fire"/>  <small>If you attach a different JPG, this thumbnail will NOT be updated until you do an UPLOAD.</small>	<input type="button" value="Choose File"/> No file chosen <input type="checkbox"/> Remove <input type="button" value="UPLOAD"/>
2	<input type="text" value="Venice 1"/>  <small>If you attach a different JPG, this thumbnail will NOT be updated until you do an UPLOAD.</small>	<input type="button" value="Choose File"/> No file chosen <input type="checkbox"/> Remove <input type="button" value="UPLOAD"/>
3	<input type="text" value="The Old Cart"/>  <small>If you attach a different JPG, this thumbnail will NOT be updated until you do an UPLOAD.</small>	<input type="button" value="Choose File"/> No file chosen <input type="checkbox"/> Remove <input type="button" value="UPLOAD"/>
4	<input type="text" value="Venice 2"/>  <small>If you attach a different JPG, this thumbnail will NOT be updated until you do an UPLOAD.</small>	<input type="button" value="Choose File"/> No file chosen <input type="checkbox"/> Remove <input type="button" value="UPLOAD"/>

Please be patient . . . uploading, processing, file renaming, etc. may take a while depending on the size of your files, speed of your internet connection, etc.

Confirming your entry

When you have completed uploading all of your images, you will be taken to the Image Confirmation page. If the entry is correct, click on Confirm. If you need to update any of the details on the Image Confirmation page or if you wish to change any of the images, click on the **GO BACK** button to take you back to the beginning. From here you will be able to progress through your entry, section by section, making any alterations or changing images as required. Please note, text changes will appear on the screen as you type them, image changes will not be visible until you have clicked the **SUBMIT DATA** button at the end of Section 6.

12.8.2020.1008

Your Name and Email

Percy Pig
percy@pigpen.com

In the first page you entered your name and email as shown above. If these are not correct, then please go back to the first page and correct the information.

Google Translate

If you wish to view this page in a different language, please click on the Google Translate icon above. Please note, however, that the formatting and layout have been designed in English. In other languages they may not always align as designed.

Closing Date

Entry for this salon will close at midnight in PagoPago on
Sat, 23 Jan 2021

All entries and payment must be received before the end of the closing date.

Changing Your Data

If you need or want to amend your entry after it has been confirmed, you will need to re-enter using your reference number A21-854-288. You will only need to upload images you wish to change.

You will be unable to change your data or images after the closing date.

Input Characters

Entries must be made using **English Alphabet only**. Other characters (such as Chinese, Arabic, etc) will NOT be processed.

The following characters can affect the processing and **MUST NOT** be used in your entry. If you use any of these, your data will be rejected with an error message.

< " ^ > : ; \ { } = tab newline


Image Confirmation

This page shows the images you are entering in the salon.
NOTE: You need to click on CONFIRM to complete your entry.

Those images identified as **SMALL** will NOT be resized. They are shown below in proportion to the black projection space. You may wish to submit a larger version of the image.

OPEN SECTION


The Fire
(SMALL)


Venice 1
(SMALL)


The Old Cart
(SMALL)


Venice 2
(SMALL)

- Please confirm your entry checking both the images and the titles.
- If you want to make a change click on the GOBACK button.
- If the entry is correct click on the CONFIRM button

- When your submission has been completed and verified, you will be shown a Payment page. A confirmation email will also be sent to your email address showing all of your submission details including thumbnails of each image you submitted.
- Both the email and the Payment page will show the PAYMENT button and the amount you owe.
- **PLEASE NOTE:** Payment must be received before the end of the closing date - otherwise your entry will NOT BE JUDGED.

GO BACK
Goback Button

CONFIRM
Confirm Button

Do not use your Browser Back Button. This will re-start the entry process and may lose any data you have entered.

Clicking **CONFIRM** will take you to the **Payment** page.

Payment page #1

12.8.2500.1069

Closing Date

Entry for this salon will close at midnight in PagoPago on
Sat, 23 Jan 2021

All entries and payment must be received before the end of the closing date.

Google Translate

If you wish to view this page in a different language, please click on the Google Translate icon above. Please note, however, that the formatting and layout have been designed in English. In other languages they may not always align as designed.

Contacting The Salon

If you wish to ask a question or contact the salon organisers, please click on the line below to send a message.

CONTACT

Privacy Policy

The organisers will only use your data for purposes associated with running photographic salons.

These entry pages do NOT use cookies.

To read the "Privacy-Notice" required under the General Data Protection Regulations, click on NOTICE below

NOTICE

Thank You For Entering

Thank you for your entry to our salon. Your images have been uploaded and a confirmation email has been sent to you showing thumbnails of all of your images. If you do not receive your confirmation email within a few minutes, please check your Spam / Junk folders.

Payment Details

Your Name	Percy Pig
Your Email Address	percy@pigpen.com
Number of Images	4 images in 1 section
Full Payment Due	GB £ 12.00
Entry Reference	A21-854-288

This number will be needed in order to make payments and if you wish to make any amendments to your entry.

Payment Process

You can either pay now (by clicking on the **PAY NOW** button), or you can pay upon receipt of the Confirmation Email. The email will contain a link to the same payment screen.

We accept payment through the PayPal system. **Note:** You do not need to have a PayPal account - you can use your own credit or debit card but you still need to go through our payment screen to make sure that the payment is attached to your entry. Under exceptional circumstances, we can accept an alternative method but this must be arranged with the Chairman before making your payment - email: chairman@bristolsalon.co.uk

If you have already paid the correct amount, you do not need to pay again.

If the correct payment is not received by the end of the Closing Date, your entry will be removed and will not be judged !

PAY NOW

Pay Now Button

PAY LATER

Pay Later Button

ALREADY PAID

Already Paid Button

To pay, click on **PAY NOW**.

If you have previously paid your full fee, click **ALREADY PAID**, if you have **added** extra sections to your original entry, click **PAY NOW** to pay the additional fee.

If you wish to pay later, please click **PAY LATER**; please note that you will have to pay the full fee by the Closing Date – any entry where the fee is not paid by the Closing date will not be judged.

PAY NOW will take you to the next page (Payment Screen) where you will be given the options of **Pay Now**, **HOME** or **Special Pay**.

Payment Screen #2

To pay your fee now, click on **Pay Now**, this will transfer you to PayPal where you can either pay using your PayPal account or by using a current credit or debit card – the correct amount will already be filled in Click on **Special Pay** if you have a separately agreed fee (e.g. group entries). You will be taken to PayPal where you should fill in the agreed amount due and make your payment. Please note, you do NOT need a PayPal account, you can also pay (through PayPal) using any current credit or debit card.

12.8.2380.1008

Closing Date

Entry for this salon will close at midnight in PagoPago on
Sat, 23 Jan 2021
All entries and payment must be received before the end of the closing date.

Google Translate

If you wish to view this page in a different language, please click on the Google Translate icon above. Please note, however, that the formatting and layout have been designed in English. In other languages they may not always align as designed.

Contacting The Salon

If you wish to ask a question or contact the salon organisers, please click on the line below to send a message.

CONTACT

Privacy Policy

The organisers will only use your data for purposes associated with running photographic salons.

These entry pages do NOT use cookies.

To read the "Privacy-Notice" required under the General Data Protection Regulations, click on NOTICE below

NOTICE

Payment Screen

We accept payment through the PayPal system. **Note:** You do not need to have a PayPal account - you can use your own credit or debit card but you still need to go through this payment process to make sure that the payment is attached to your entry. Under exceptional circumstances, we can accept an alternative method but this must be arranged with the Chairman before making your payment - email: chairman@bristolsalon.co.uk

Payment Details

Your Name	Percy Pig
Your Entry Reference	A21-854-288 This number will be used if you need to make any amendments to your entry.
Full Payment Due	GB £ 12.00
Non-Standard Payment	If you are paying a non-standard amount, such as a top-up fee or group entry fee, click on the SPECIAL PAY button. Then when you are in the PayPal screen, enter the amount you are paying. Do NOT amend the quantity - leave it at 1.

PayPal Link

If you have already paid the correct amount, you do not need to pay again.

Click on the [Pay Now](#) or the [Special Pay](#) button below to take you to the PayPal screen.

[Pay Now](#) [HOME](#) [Special Pay](#)

Home Button

Payment Notice

PayPal will send a receipt to your email address and they will notify us that you have paid.

If the correct payment is not received by the end of the Closing Date, your entry will be removed and will not be judged!

Once your entry submission is completed, you will receive an email confirming your Entry. Please check that everything is OK as this is your second chance to correct any mistakes or let you change your mind about the images you have submitted.

On the following page is a copy of a typical Confirmation email

This email contains:

- Your name & address – Please check that this is correct as this is the address that will be used to post your catalogue (and any awards)
- Your email address - Please check that this is correct as this is the address that will be used to email your results
- Your Entry Reference – make sure that you keep a note of these as you will need them if you decide that you need to re-enter the system to modify or add to your entry
- Thumbnails of your submitted images
- It will also tell you which images (if any) are smaller than the required maximum size (maximum 1400 pixels wide x maximum 1050 pixels high). Although smaller images are acceptable, they will project smaller on the screen when it comes to the judging.

If any of the details in the email are not correct, or if you want to change one of the images, then please see the “Guide to Re-Entering the Salon”, which is found by clicking on the link on the entry page of the Salon website.